



THE IRISH DRAUGHT HORSE SOCIETY OF CANADA

REGISTRATION OFFICE: 17 GREENSIDE AVENUE NEPEAN ON K2E 5X3

VOICE:(613)226-7791 FAX:(613)226-1147 EMAIL:registration@idhs.ca

RULES AND TERMS OF INSPECTIONS

Introduction

In 2018, the Irish Draught Horse Society of Canada (IDHSC) will be inspecting eligible Irish Draught and Irish Draught Sport horses. Irish Draught mares and stallions will be inspected in accordance with the harmonized studbook requirements as described in the following rules and the IDHSC registration rules. Irish Draught Sport Horse mares will be inspected in accordance with IDHSC registration rules and the following rules. Owners of eligible Irish Draught Sport Horse stallions have the option to be inspected for approval within the Canadian studbook only (no xrays required) or for Preliminary Approval in the Irish Horse Register (xrays required).

Eligibility

1. Membership of Owner: To be eligible for inspection, horses must be owned by current members in good standing of the Irish Draught Horse Society of Canada. The membership form is available on the website or from the Registration Office.
2. Minimum Age:
 - Stallions must be three years old or older
 - Mares and geldings must be three years old or older
3. Registration: To be eligible for inspection, horses must be registered or cross-registered with the IDHS (Canada). Registration application forms are available on the website or from the Registration Office.
4. Welfare: the welfare of the horse is at all times paramount. If, at any time during the inspection process, the veterinary or inspector believes the horse is unfit to continue, the inspection will be stopped and the horse classified accordingly.

Turn-out

5. Horses presented for inspection must be clean and tidy, and ideally braided.
6. Irish Draught mares, geldings and stallions coming forward for inspection for ID Class 1, 2 or 3 status or for linear scoring must NOT have the hair on their fetlocks trimmed or clipped.
7. Horses may be presented in halters or bridles. Stallions must be presented in tack that will keep them under control.
8. Horses are permitted to wear front tendon boots for the free gait assessment and/or the free athleticism/jumping assessment, unless, in the opinion of the inspectors, the movement of the horse is affected. No boots or bandages may be worn on the hind legs.
9. Handlers need not be dressed in show clothing but must be dressed neatly and wear footwear that allow them to run safely alongside the horses when they are trotting the horses out.

Stage 1: (Mandatory for Stallions) Veterinary Pre-Inspection

STALLIONS MUST MEET VETERINARY PRE-INSPECTION REQUIREMENTS IN ORDER TO BE PRESENTED FOR STAGE 2 OF INSPECTION PROCESS.

10. Within 90 days prior to the inspection date, each stallion must undergo a pre-inspection veterinary examination as set out in the Pre-Inspection Veterinary Examination of Stallions form, including an endoscopic examination of the throat, larynx and pharynx. Key components of the Pre-Inspection Veterinary Examination of Stallions form are attached as Appendix B. These results must be submitted to the IDHSC within 45 days of the inspection date.
11. Within 45 days of the inspection date, the owner must submit current veterinary certificates to the IDHSC Registration Office confirming the stallion is free of:
 - Equine Infection Anemia
 - Equine Viral Arteritis



THE IRISH DRAUGHT HORSE SOCIETY OF CANADA

REGISTRATION OFFICE: 17 GREENSIDE AVENUE NEPEAN ON K2E 5X3

VOICE:(613)226-7791 FAX:(613)226-1147 EMAIL:registration@idhs.ca

RULES AND TERMS OF INSPECTIONS

12. Mandatory for ID stallions and IDSH stallions seeking preliminary approved status in the Irish Horse register ONLY: Within 60 days of the inspection date, the owner must present a set of x-rays (radiographs) of the legs and feet of the stallion to the IDHSC veterinary panel. The required radiographs are:

| | |
|--|---|
| <p>RIGHT FORE (shoe removed)</p> <p>1*. Lateromedial views of the phalanges-including coffin, pastern and fetlock joint</p> <p>2*. Dorso-palmar views of the phalanges – including coffin, pastern and fetlock joints</p> <p>3. Dorso-palmar projection with the toe of the foot in a foot block (dorsoproximal-palmarodistal oblique or Oxpring view). The navicular bone must be displayed in the distal half of the middle phalans and should not overlap the joint surface of the coffin joint</p> <p>LEFT FORE (shoe removed)</p> <p>4*. Lateromedial views of the phalanges including coffin, pastern and fetlock joint</p> <p>5*. Dorso-palmar views of the phalanges – including coffin, pastern and fetlock joints</p> <p>6* . Dorso-palmar projection with the toe of the foot in a foot block (dorsoproximal-palmarodistal oblique or Oxpring view). The navicular bone must be displayed in the distal half of the middle phalans and should not overlap the joint surface of the coffin joint</p> | <p>RIGHT STIFLE:</p> <p>7. Lateromedial views including the patella, femoral trochlear ridge and femoral condyles</p> <p>LEFT STIFLE:</p> <p>8. Lateromedial views including the patella, femoral trochlear ridge and femoral condyles</p> <p>RIGHT HOCK:</p> <p>9. Lateromedial</p> <p>10. Dorsolateral plantaromedial oblique</p> <p>11. Dorsomedial plantaromedial oblique</p> <p>LEFT HOCK:</p> <p>12. Lateromedial</p> <p>13. Dorsolateral plantaromedial oblique</p> <p>14. Dorsomedial plantaromedial oblique</p> <p>RIGHT HIND FOOT:</p> <p>15. Lateromedial (LM) including fetlock, pastern and coffin joints and distal phalanx</p> <p>LEFT HIND FOOT:</p> <p>16. Lateromedial (LM) including fetlock, pastern and coffin joints and distal phalanx</p> |
|--|---|

*These views may be split into separate views of fetlock and foot if necessary

Stage 2: Verification of Identity

13. On the day of inspection, the horse's passport and/or other original registration document(s) containing its identification certificate (marking chart) must be submitted to the inspection team for verification of the horse's identity.
14. Irish Draught Horses and eligible Irish Draught Sport Horses not already so identified will have a microchip implanted for permanent identification purposes.

Stage 3: Veterinary Inspection

15. Horses will be given a veterinary examination on the inspection day, including a general health examination and flexion tests. A blood sample may be taken from stallions and tested the presence of calming drugs at the owner's expense. Refer to Appendix A for an explanation of the nature of the veterinary examination on the day of inspection.

HORSES MUST MEET STAGE 3 VETERINARY INSPECTION REQUIREMENTS IN ORDER TO PROCEED TO STAGE 4 OF THE INSPECTION PROCESS.

Stage 4: Conformation / Movement (linear profiling)

16. Horses will be asked to stand up for the inspectors
17. Horses will be asked to first walk away from and return to inspectors on a straight line, then asked to trot away from and return to inspectors on a straight line. Stallions will be assessed on a hard surface; mares and geldings will be assessed on footing as determined by the inspectors.



THE IRISH DRAUGHT HORSE SOCIETY OF CANADA

REGISTRATION OFFICE: 17 GREENSIDE AVENUE NEPEAN ON K2E 5X3

VOICE:(613)226-7791 FAX:(613)226-1147 EMAIL:registration@idhs.ca

RULES AND TERMS OF INSPECTIONS

18. Horses will be asked to stand up again for the inspectors and the linear scoring will be started. Refer to Appendix D for the factors assessed under linear scoring.

Stage 5: Movement / Athleticism (linear scoring)

19. Horses will be set loose in an arena, where, under the direction of the inspectors and the arena team, horses will be walked, trotted and cantered around the area and in a figure 8 pattern (change of lead expected at the canter) Refer to Appendix C for approximate dimensions and distances.
20. Optional for mares and geldings and mandatory for stallions: Horses will then be sent down a jumping chute for evaluation of athleticism/jumping ability. Horses may also be jumped under saddle for extra merit or star ratings (this must be requested on the application). Refer to Appendix C for dimensions and distances.

Other Terms and Conditions

21. When horses are inspected subject to completion of registration requirements or other conditions, the inspection results will not be released until all conditions have been met.
22. The owner and/or the handler presenting a horse for inspection shall not communicate with any member of the Inspection team except the IDHS (Canada)'s Technical Delegate before, during or after the inspection until the inspectors have signed off on their final decision with respect to the horse or unless requested by the inspectors.
23. Where a horse is not approved on veterinary grounds, the owner may appeal the decision as per paragraph 6.5 of the registration rules.
24. Inspection fees will not be returned. When more than 45 days notice is given that the horse will not appear, part of the inspection fee may be refunded at the sole discretion of the IDHS (Canada).
25. The results of all stages of the inspection are and remain in perpetuity the property of the Irish Draught Horse Society of Canada, which may publish, share or communicate the results as it deems fit. These results may also be published by Horse Sport Ireland.
26. Any photographs taken by representatives of the Irish Draught Horse Society of Canada prior to, during or following inspections are the property of Irish Draught Horse Society of Canada, which may publish, share or communicate the photographs as it deems fit.



THE IRISH DRAUGHT HORSE SOCIETY OF CANADA

REGISTRATION OFFICE: 17 GREENSIDE AVENUE NEPEAN ON K2E 5X3

VOICE:(613)226-7791 FAX:(613)226-1147 EMAIL:registration@idhs.ca

RULES AND TERMS OF INSPECTIONS

APPENDIX A: UNSUITABLE CONDITIONS FOR IRISH DRAUGHT AND IRISH DRAUGHT SPORT HORSES

Horses with evidence of disease, injury or physical abnormality likely to affect the animal's usefulness as a breeding animal are not eligible for Classification as Irish Draught Class 1, Irish Draught Class 2 or Approved Irish Draught Sport Horse.

The list of conditions that would generally be considered unsuitable includes:

- Defective genital organs including cryptorchidism.
- Respiratory conditions including recurrent laryngeal neuropathy, subepiglottic cyst, rostral displacement of the palatopharyngeal arch, and abnormal epiglottic cartilage, and recurrent airway obstruction.
- Pharyngeal conditions including cleft palate and dorsal displacement of the soft palate.
- Parrot mouth and other dental conditions considered undesirable.
- Musculoskeletal conditions including:
 - Osteochondrosis and other defects of endochondral ossification
 - Palmar/plantar first phalanx osteochondral fragments
 - Subchondral bone cysts
 - Osteoarthritis or Periarticular newbone of the phalangeal joints (ringbone)
 - Ossification of the collateral cartilages (sidebone)
 - Osteoarthritis of the tarsus (bone spavin)
 - Distension of the tarsus (bog spavin)
 - Distension of the tarsal sheath (thoroughpin)
 - Plantar tarsal soft tissue enlargement (curb)
 - Multiple splints
 - Defects of the navicular bone and associated structures
 - Bony enlargements (will require further evaluation with radiographs prior to acceptance. e.g. enlarged fetlock)
 - Unequal sized feet (will require radiographic examination)
- Neurological conditions including cervical stenotic myelopathy, hyperflexion of the hindlimb (stringhalt), shivering and polyneuritis equi
- Skin conditions including gross and multiple sarcoids, dermal allergy (sweet itch) and hernia
- Ocular conditions including blindness, anterior uveitis and cataract. Wall eye will require further specialist examination.
- Respiratory conditions including recurrent airway obstruction
- Tracheal scar
- Pathological cardiac murmurs (if mild may require further evaluation).
- Deafness.

Horses can also be excluded if they exhibit temperament deemed unsuitable in a breeding animal or showing evidence of vices.

This is not a definitive list; other conditions may be deemed to be undesirable for a breeding animal and the final judgment rests with the appointed Veterinary. The appointed Veterinary will make the final decision as a reasoned judgment based on their experience of examining horses and their knowledge of the requirements of the Irish Draught Studbook and Irish Draught Sport Horse Studbook at that point in time.



THE IRISH DRAUGHT HORSE SOCIETY OF CANADA

REGISTRATION OFFICE: 17 GREENSIDE AVENUE NEPEAN ON K2E 5X3

VOICE:(613)226-7791 FAX:(613)226-1147 EMAIL:registration@idhs.ca

RULES AND TERMS OF INSPECTIONS

APPENDIX B: SAMPLE STAGE 1 VETERINARY INSPECTION FORM

| | | | |
|--|--|---------------------------------|--|
| Name of Stallion: | | Year of Birth: | |
| Date of Examination: | | Location of Examination: | |
| Heart: Normal Abnormal <i>(please circle)</i> | Movement: Evidence of lameness <i>(give possible reasons)</i> | | |
| Remarks: | Evidence of Shivers, stringhalt or wobblers syndrome: | | |
| Eyes: Normal Abnormal <i>(please circle)</i> | Remarks: | | |
| Remarks: | Examination of Genitalia: Normal Abnormal <i>(please circle)</i> | | |
| Mouth: | Remarks: | | |
| Remarks: e.g., parrot mouth | Evidence of Hernia: Yes No <i>(please circle)</i> | | |
| Limbs including feet: Examination for ringbone, sidebone, bone spavin, curb, etc. Allowance should be made for obvious injury | Remarks: | | |
| Left fore: | Evidence of Sarcoids: Yes No <i>(please circle)</i> | | |
| Right fore: | Remarks: | | |
| Left Hind: | Evidence of Allergies: Yes No <i>(please circle)</i> | | |
| Right Hind: | Remarks: | | |

.....
Lunging and Endoscopic examinations **must** be completed and reported separately

| | | | |
|---|--|----------------------------------|---------------------------|
| LUNGING (WIND): | | | |
| Result of examination following lunging: | Normal Respiratory Noise | Abnormal Respiratory Noise | <i>(please circle)</i> |
| RESULT OF ENDOSCOPIC EXAMINATION OF LARYNX AND PHARYNX FOR: | | | |
| 1. Evidence of Laryngeal Neuropathy | 3. Evidence of Upward Displacement of the soft palate: | Yes | No <i>(please circle)</i> |
| Grade (JG Lane System): 1 2 3 4 5 <i>(please circle)</i> | Remarks: | | |
| 2. Evidence of Abnormalities: e.g. Subepiglottic Cyst, Rostral displacement of the palatopharyngeal arch and abnormal epiglottic cartilage: Yes No <i>(please circle)</i> | 4. Evidence of Cleft Palate: | Yes | No <i>(please circle)</i> |
| Remarks: | Remarks: | | |
| | 5. Hobdayed: | Yes | No <i>(please circle)</i> |
| | Remarks: | | |



THE IRISH DRAUGHT HORSE SOCIETY OF CANADA

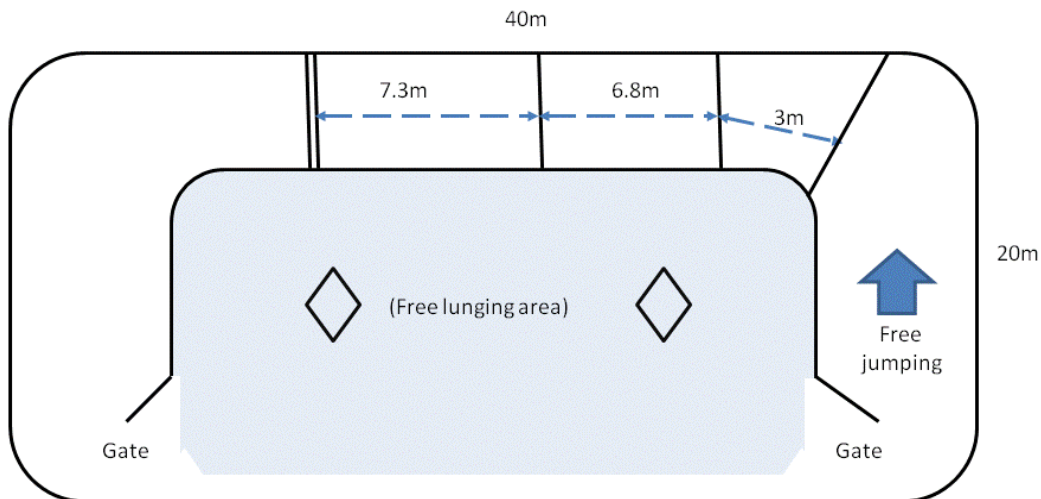
REGISTRATION OFFICE: 17 GREENSIDE AVENUE NEPEAN ON K2E 5X3

VOICE:(613)226-7791 FAX:(613)226-1147 EMAIL:registration@idhs.ca

RULES AND TERMS OF INSPECTIONS

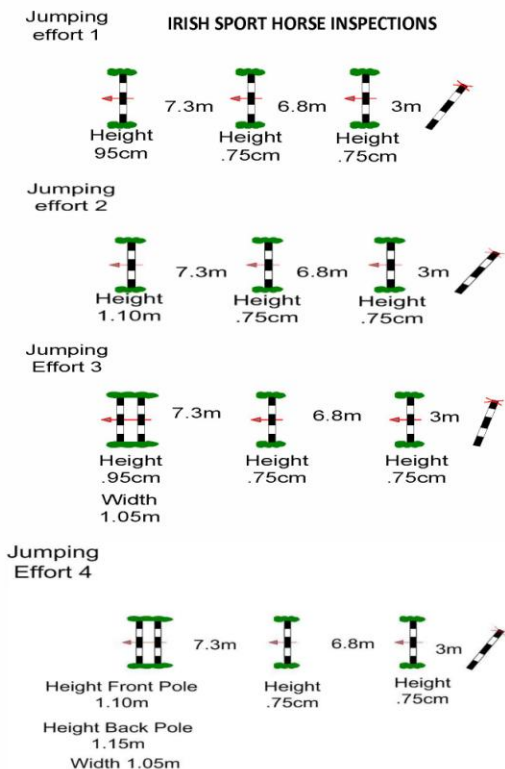
APPENDIX C: DIMENSIONS AND DISTANCES

1. The arena will be approximately 20m (width) x 40m (length) set up as follows:



2. Each horse will be asked to enter the jumping lane approximately six times and jump fences as described below. Inspectors may use their discretion as to the number of attempts they wish to assess each horse over the obstacles.

a. IDSH Jumping Lane





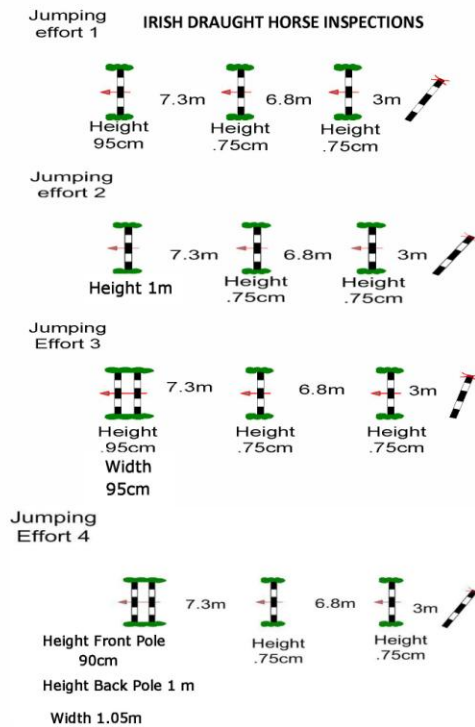
THE IRISH DRAUGHT HORSE SOCIETY OF CANADA

REGISTRATION OFFICE: 17 GREENSIDE AVENUE NEPEAN ON K2E 5X3

VOICE:(613)226-7791 FAX:(613)226-1147 EMAIL:registration@idhs.ca

RULES AND TERMS OF INSPECTIONS

b. ID Jumping Lane



3. Horses may also be jumped under saddle if requested on the application. The jumping course will be set by the inspectors on the day.



THE IRISH DRAUGHT HORSE SOCIETY OF CANADA

REGISTRATION OFFICE: 17 GREENSIDE AVENUE NEPEAN ON K2E 5X3

VOICE:(613)226-7791 FAX:(613)226-1147 EMAIL:registration@idhs.ca

RULES AND TERMS OF INSPECTIONS

APPENDIX D: ID LINEAR SCORING FACTORS

The following factors are scored throughout the inspection of conformation, movement and athleticism. Note that an average rating is not necessarily desirable; the breed standard may in certain cases seek extreme values (e.g., short cannons):

IRISH DRAUGHT HORSES

| Conformation/ Trait | From | To | Other Considerations |
|--|----------------|--------------------|--|
| 1. Body shape | rectangular | square | |
| 2. Head: appearance, forehead, ears, eyes, jawbones & gullet | fine | plain | [o] roman nose [o] long |
| 3. Head neck connection | light | heavy | |
| 4. Length of neck | long | short | [o] Deep out of chest |
| 5. Muscling of neck | heavy | poor | [o] ewe-neck |
| 6. Position of neck | vertical | horizontal | |
| 7. Height of withers | high | flat | |
| 8. Position of shoulder | sloping | straight | [o] narrow chest |
| 9. Barrel | deep | shallow | |
| 10. Line of back | strong | weak | |
| 11. Line of loins | strong | weak | |
| 12. Shape of croup | sloping | flat | |
| 13. Length of croup | long | short | |
| 14. Forearm | strong | weak | [o] tied in elbow |
| 15. Cannon bone length | short | long | |
| 16. Substance of legs | heavy | light | [o] tied in knee |
| 17. Stance of forelegs | over at knee | back at knee | [o] standing under |
| 18. Stance of pastern | sloping | upright | |
| 19. Heels | high | low | |
| 20. stance of hind legs | sickle | straight | [o] camped out [o] abnormal hock [o] abnormal stifle |
| 21. Knees (front view) | big | small | [o] abnormal |
| 22. Stance of forelegs | toed in | toed out | [o] offset knees |
| 23. Shape of feet | wide | narrow | [o] different |
| 24. Quality of legs | lean | blurred | |
| 25. Hindquarters and gaskins | strong | weak | |
| 26. Stance of hind legs | cow-hocked | bow-hocked | [o] base narrow |
| 27. Type | breed standard | Not breed standard | [o] excessive white markings |
| 28. Walk: length of stride | long | short | [o] irregular |
| 29. Walk: correctness | toed in | toed out | [o] uncoordinated |
| 30. Trot: length of stride | long | short | |
| 31. Trot: correctness | correct | incorrect | [o] dishing (F / R) [o] plaiting (F / R) |
| 32. Trot: elasticity | elastic | stiff | [o] irregular |
| 33. Trot: impulsion | powerful | weak | [o] uncoordinated |
| 34. Trot: balance | carrying | pushing | |
| 35. Canter: length of stride | long | short | |
| 36. Canter: impulsion | powerful | weak | |
| 37. Canter: balance | carrying | pushing | |
| 38. Reflexes | quick | slow | [o] forwards |
| 39. Technique: forelegs | bent | stretched | [o] under the body |
| 40. Technique: back | rounded | hollow | |
| 41. Technique: haunches | open | tight | |
| 42. Scope | much | little | |



THE IRISH DRAUGHT HORSE SOCIETY OF CANADA

REGISTRATION OFFICE: 17 GREENSIDE AVENUE NEPEAN ON K2E 5X3

VOICE:(613)226-7791 FAX:(613)226-1147 EMAIL:registration@idhs.ca

RULES AND TERMS OF INSPECTIONS

| Conformation/ Trait | From | To | Other Considerations |
|---------------------|---------|-------------|----------------------|
| 43. Elasticity | supple | stiff | |
| 44. Care | careful | not careful | |
| 45. Attitude | Much | little | |

IRISH DRAUGHT SPORT HORSES

| Conformation/ Trait | From | To | Other Considerations |
|------------------------------|--------------|--------------|---|
| Condition | | | <input type="checkbox"/> fat <input type="checkbox"/> poor |
| Mouth | | | <input type="checkbox"/> underbite <input type="checkbox"/> overbite |
| Head | | | <input type="checkbox"/> convex profile <input type="checkbox"/> coarse <input type="checkbox"/> long |
| 1. Body shape | Rectangular | Square | |
| 2. Body direction | Uphill | Downhill | <input type="checkbox"/> short legged |
| 3. Head neck connection | Light | Heavy | |
| 4. Length of neck | Long | Short | |
| 5. Position of neck | Vertical | Horizontal | <input type="checkbox"/> Deep out of Chest |
| 6. Muscling of neck | Heavy | Poor | |
| 7. Height of withers | High | Flat | |
| 8. Position of shoulder | Sloping | Straight | |
| 9. Line of back | Roached | Weak | |
| 10. Line of loins | Roached | Weak | |
| 11. Shape of croup | Sloping | Flat | |
| 12. Length of croup | Long | Short | |
| 13. Stance of forelegs | Over at knee | Back at knee | <input type="checkbox"/> tied in <input type="checkbox"/> standing under |
| 14. Stance of hind legs | Sickle | Straight | <input type="checkbox"/> cow hocked <input type="checkbox"/> tied in <input type="checkbox"/> abnormal hock <input type="checkbox"/> abnormal stifle |
| 15. Stance of pastern | Weak | Upright | |
| 16. Shape of feet | Wide | Narrow | <input type="checkbox"/> different |
| 17. Heels | High | Low | |
| 18. Quality of legs | Lean | Blurred | |
| 19. Substance of legs | heavy | Fine | |
| 20. Walk: length of stride | Long | Short | <input type="checkbox"/> irregular |
| 21. Walk: correctness | Toed in | Toed out | <input type="checkbox"/> uncoordinated |
| 22. Trot: length of stride | long | Short | |
| 23. Trot: elasticity | Elastic | Stiff | <input type="checkbox"/> irregular |
| 24. Trot: impulsion | Powerful | Weak | <input type="checkbox"/> uncoordinated |
| 25. Trot: balance | Carrying | Pushing | |
| 26. Canter: length of stride | Long | Short | |
| 27. Canter: impulsion | Powerful | Weak | |
| 28. Canter: balance | Carrying | Pushing | |
| 29. Take off: direction | Upwards | Forwards | |
| 30. Take off: quickness | Quick | Slow | |
| 31. Technique: forelegs | Bent | Stretched | <input type="checkbox"/> under the body |
| 32. Technique: back | Rounded | Hollow | |
| 33. Technique: haunches | Open | Tight | |
| 34. Scope | Much | Little | |
| 35. Elasticity | Supple | Stiff | |
| 36. Care | Careful | Not careful | |
| 37. Attitude | much | little | |